

After Trump victory, all eyes on inflation

A resilient US economy, the anticipation and eventual victory of Donald Trump and his recent appointments along with risks around inflation have been driving nominal and real yields over the past months. But US equities and the dollar rose amid a belief that the US economy would benefit from Trump's policies at the expense of the rest of the world, i.e., Europe and some Asian countries. While we agree that US policies would reverberate across European assets and emerging markets, the actual impact depends on specific measures and countermeasures. We think the following factors will be major market drivers:

- **Fiscal impact of US policies** (tax cuts, deregulation etc.) **on consumption not clear.** Indications are it would be positive for growth in the near term (2025) and then weigh on growth in 2026. But concerns about the high fiscal deficit and debt could put additional pressure on bond yields.
- **Fed is walking a tightrope in its attempt to weed out the last leg of inflation.** Policies around immigration control (subsequently wage pressure) and import tariffs could create upward risks on inflation. Hence, the Fed will become more data-dependent and may ease less than currently expected. This would have implications for the ECB and other global central banks.
- **Balancing EU fiscal governance rules with the need to invest more to improve productivity,** enhance competitiveness and improve defence will be tough. Hence, fiscal policies in countries such as Germany (*Schuldenbremse*) post elections, France and Italy become more important.
- **China realises that negotiating with Trump is difficult.** The country will respond proportionately to the US. Potential responses include a fiscal boost, export controls of critical minerals and CNY devaluation.

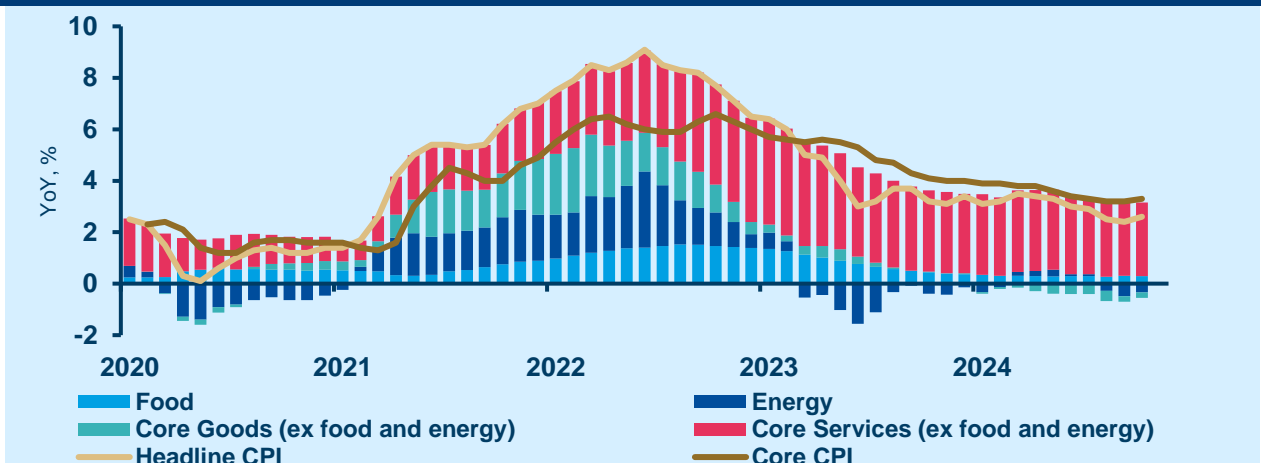


VINCENT MORTIER
GROUP CIO



MONICA DEFEND
HEAD OF AMUNDI INVESTMENT INSTITUTE

In the US disinflation should continue, but tariffs and immigration policies pose upside risks



Source: Amundi Investment Institute, Bloomberg, Last data available is as of end of October 2024.


The already-high valuations of risk assets could face headwinds from higher bond yields as a consequence of potentially higher inflation and lower-than-expected easing by central banks. This in turn favours a continuation of the market rotation towards areas which are more attractively priced. Hence, we aim to carefully balance market fundamentals with valuations and our expectations on policymaking.

- Cross asset.** We have upgraded US equities by turning positive on US mid-caps. US stocks should benefit from a combination of positive sentiment stemming from a growth impetus, potential deregulation and favourable tax policies. We also remain marginally positive on the UK and Japan. In fixed income, we remain constructive on US and EU duration and have raised our curve-steepening expectations. We think gold still holds the potential to offer portfolio stability. In addition, investors should consider maintaining safeguards on equities and duration, if US inflation surprises on the upside.
- Duration is all about granularity and taking yield volatility into account.** In the US, where we are close to neutral on duration, we think there is good value in the intermediate part of the yield curve. But we have tactically downgraded core European duration to neutral, and see political uncertainty persisting in the near term. In US credit, we remain tilted towards quality, and in securitised credit, we prefer high-quality AAA-rated debt in commercial real estate. Our stance is unchanged for EU credit.
- Gains in US equities despite rising real yields indicate high market expectations. It is worth looking beyond over-priced stocks.** The actual impact on growth would depend on the degree to which Trump's agenda is implemented. Instead of playing this positive sentiment through expensive large caps, we prefer to rely on areas that display better valuations, such as S&P equal-weighted, value and quality. In Europe, stock picking is likely to gain importance, as weak domestic demand meets uncertainty on international trade.
- Emerging markets are home to many uncorrelated bottom-up stories, but US rates are a risk.** Thus, we remain vigilant and selective, preferring countries such as Turkey and South Africa in local currency debt. In hard currency and corporate credit, we are positive. In equities, we are slightly less constructive on Brazil but remain positive on Indonesia and India.

US economic resilience and Fed rate cuts are marginally constructive for risk assets, and we prefer to play areas where earnings momentum is favourable and valuations are less of a concern.

Overall risk sentiment

Risk off Risk on



As we stay positive on risk assets, we are monitoring how actual policymaking (rather than rhetoric) in the US could affect markets across the world.

*Overall risk sentiment is a qualitative view towards risk assets (credit, equity, commodities) expressed by the various investment platforms and shared at the Global Investment Committee (GIC) held on **20 November 2024**. It reflects views over a one-month horizon, from one GIC to the other. Our stance may be adjusted to reflect changes in the market and economic backdrop.*

ECB= European Central Bank, DM= Developed Markets, EM = Emerging Markets, CBs = central banks, IG = investment grade, HY = high yield, BTPs = Italian government bonds, JBGs = Japanese government bonds. For other definitions see the last page of this document.

Changes vs previous month

- Multi asset:** To play the positive sentiment, we are now constructive on US mid caps. We have also raised our curve steepening views in favour of the European curve (vs the US).
- Fixed income:** Tactically downgraded core Europe duration to neutral.

Three hot questions

1

What is the likely impact of Trump's announced policy on the US economy and the Fed path?

Anticipated tax cuts, deregulation, and larger fiscal deficits may lead to resilient growth and higher inflation by 2025. Tariffs could boost inflation by 0.5pp, but are unlikely to offset tax cuts completely. Sequencing and the timing of tariffs will be key to assessing their economic fallout. Immigration controls may also add to inflation, possibly hindering the achievement of the Fed's inflation target. While higher-than-expected inflation may suggest a hawkish Fed, tariffs could hinder growth by 2026. All in all, the Fed may need to reassess its rate-cutting path. We expect the ten-year US Treasury yield to be 4.30% by Q2 2025.

Investment implications

- Look for inflation protection and strategies favouring the steepening of the US yield curve

2

What could China's response to US tariffs be?

We foresee three possible scenarios: i) increasing fiscal stimulus, expected by March 2025, potentially up to 2% of GDP to try to offset the fallout of US tariffs on China's economy; ii) export controls on key rare minerals which are essential for the electronics industry; iii) a one-off RMB devaluation, especially if US tariffs are particularly severe. This is not China's first option for retaliation; fiscal and targeted retaliation should come earlier. If the tariff hike is phased over the course of Trump's second term, China may respond cautiously, weighing its relationships with other developing countries by re-routing exports.

Investment implications

- In China, we prefer equities versus bonds. Sentiment has stayed positive despite the US election result, but careful selection is needed.

3

What could the impact of US elections be on the US dollar?

We see three main channels of transmission that may lead to a stronger USD and higher FX volatility, in the near term: i) With a decline in World Trade, export-oriented economies should suffer more than the US, which is domestically-oriented; ii) China's excess capacity may induce further disinflation in Europe. This could augment fears of policy divergence with the Fed, in turn supporting the USD; iii) The combination of policies may lead to higher inflation in the US and thus higher uncertainty over the Fed's actions. However, higher tariffs may weaken the US economy, leading to a potential USD decline by 2025.

Investment implications

- Constructive on the USD in the short term. EURUSD not expected to reach parity.

The Fed in an easing mode might be forced to reassess the speed and timing of its rate cuts if fiscal policy becomes too expansionary and creates problems for the former's inflation objective.

MULTI-ASSET

Diversify towards attractive segments

Trump’s clean sweep in the US elections is positive for near-term growth in the country and should continue to drive market interest. This, at a time when the Fed is cutting rates, should be mildly positive for risk assets. However, we aim to benefit from this through equity segments where valuations are attractive. Interestingly, the same factors that could boost American assets (growth, high deficits etc.), may create upward pressure on US yields, and opportunities around curve steepening. In addition, any protectionist tendencies from the US, and consequently from other parts of the world, could create headwinds for markets. Hence, we prefer to maintain a diversified stance in this evolving economic backdrop.

We are positive on equities via the US, Japan and the UK. On the US, we have raised our stance tactically by turning constructive on mid-caps that are more likely to gain from the more domestic focus of the incoming administration. This also allows us to diversify our views slightly from our existing equities stance. In emerging markets, we currently remain optimistic on China due to its valuations and expectations that Chinese policymakers are likely to maintain their support.

In fixed income, we believe yields at the long end of the US curve could rise due to concerns around growth, deficits and inflation. Thus, while staying positive on US duration overall, we have turned cautious on US 30Y but positive on EUR 5Y. In Europe, the growth outlook is more subdued and inflation continues to decline, and thus we maintain our slightly constructive stance on duration in the region. We also like Italian BTPs vs German bunds, and are positive on UK gilts. In Asia, we think Japanese yields are likely to rise which could exert downward pressure on government bonds.

At the other end, we see value in EU IG and EM debt, especially local currency, given the rates differential with the US. But we are vigilant towards any risks from potential US policies around international trade. In FX, we think the USD may continue to strengthen in the near term, particularly against the CHF, which is very expensive. We are cautious on the CHF even vs the yen. Separately, we remain optimistic on the INR and the BRL.

We complete our allocation with a key pillar of stability in the form of gold which is likely to remain strong in the medium term. Investors should also maintain equities and duration hedges to safeguard any inflationary risks.

AUTHORS

FRANCESCO SANDRINI

HEAD OF MULTI-ASSET STRATEGIES

JOHN O'TOOLE

HEAD OF MULTI-ASSET INVESTMENT SOLUTIONS

We acknowledge the limited upside potential in US equities, but are mindful of areas that could benefit tactically from the positive sentiment.

Amundi Cross-Asset Convictions

		--	-	=	+	++	
Equities	DM				↔	◆	◆ Current stance ↔ Change vs previous month
	EM				◆		
Credit				◆			
Duration	DM					◆	
	EM				◆		
Oil				◆			
Gold					◆		

Source: Amundi. The table represents a cross-asset assessment on a three- to six-month horizon based on views expressed at the most recent global investment committee held on 20 November 2024. The outlook, changes in outlook and opinions on the asset class assessment reflect the expected direction (+/-) and the strength of the conviction (+/++). This assessment is subject to change and includes the effects of hedging components. FX = foreign exchange, BTP = Italian government bonds, BoJ = Bank of Japan, JGB = Japanese govt. bonds, BoE = Bank of England, NIRP = Negative interest rate policy, DM = Developed markets, EM = Emerging markets. For other definitions and currency abbreviations see the last page.

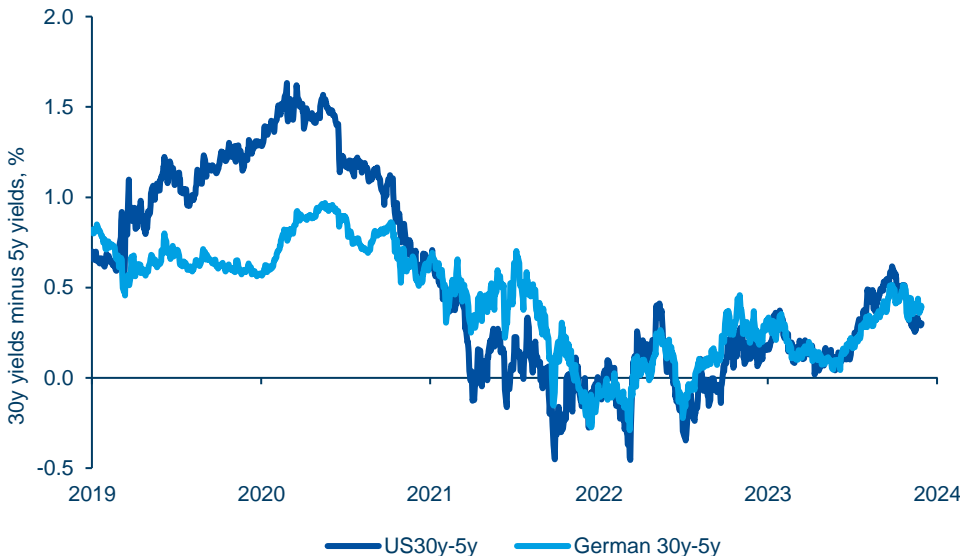
FIXED INCOME

Stay tactical and granular on duration

The Trump trade has seen a sharp move upward in bond yields and the next leg up should come from the actual implementation of Trump’s agenda around taxation, international trade and immigration etc. In particular, there has been a debate about how much of all this would push up yields at the long end of the curve, but we still see value in the intermediate part. More recently, the fall in yields points to how quickly markets’ perception of fiscal policymaking could change. In Europe, political uncertainty in select countries could affect yields along with the ECB’s stance on rates. The ensuing volatility underscores the importance of identifying which parts of the yield curves across which geographies offer attractive risk-free yields and stability. At the other end are corporate credit and EM debt that could enhance investors’ long term returns.

Global & European fixed income	US fixed income	EM bonds
<ul style="list-style-type: none"> Our duration stance is neutral, but it differs across yield curves as we take country and regional dynamics into account. We have slightly downgraded European duration to neutral, are positive on the UK but cautious on Japan. We maintain our stance on curve steepening (30Y-5Y) in Europe and the US. Our preference for banking and insurance sector in European IG stays. But we are selective in HY with a bias towards non-cyclicals. 	<ul style="list-style-type: none"> We keep a dynamic stance on US Treasuries. At the moment we are neutral, but a strong increase in yields would strengthen the case for duration. It’s important to identify which part of the curve offers most value. The long end is likely to be affected by deficits and potential inflation. TIPS are attractive amid high real rates. In securitised credit, we see opportunities in high-quality commercial real estate and also like agency MBS. 	<ul style="list-style-type: none"> After Trump’s election, we assess how his policies and less (than previously expected) easing by the Fed could affect EM debt. Our strategy is to identify less-correlated stories. LC debt in countries such as Turkey and even South Africa shows potential. In LatAm, we explore areas like Mexico where the sell-off has been substantial. We like HC and corporate credit, particularly HY due to valuations and attractive carry.

Yield curve steepening to continue amid deficits and inflation risks



Source: Amundi Investment Institute, Bloomberg, as on 29 November 2024. Value above 0 means steeper yield curve, value below 0 means inverted yield curve.

AUTHORS

AMAURY D'ORSAY
HEAD OF
FIXED INCOME

YERLAN SYZDYKOV
GLOBAL HEAD OF
EMERGING MARKETS

MARCO PIRONDINI
CIO OF US
INVESTMENT
MANAGEMENT

EQUITIES

Play equities beyond US mega caps

Markets have moved quickly to price-in near-term nominal economic growth in the US but we would like to question that narrative because the starting point of the 'Trump trade' is different this time when compared to 2016. When Trump was elected President for the first time, US stock valuations, the fiscal deficit and public debt were not as high as they are today. However, this time around, the Fed is in an easing mode, although this could be challenged if there is volatility around inflation. As a result, we could see an upside for equities, but it would be characterised by rotation favouring cheaper segments and those that show earnings resilience. In particular, we see select opportunities in small and mid caps, Europe, Japan and emerging markets in companies displaying pricing power and balance sheet strength.

European equities	US & global equities	EM equities
<ul style="list-style-type: none"> ▪ Despite markets being carried away by fears of a hawkish Trump, we think there are ample opportunities, driven by corporate fundamentals. ▪ Pricing power is key, and this is not the time to compromise on balance sheet strength. ▪ In the region, we have become more positive on consumer staples and healthcare. ▪ Conversely, we are now more cautious about technology and industrials. 	<ul style="list-style-type: none"> ▪ We agree that fiscal policies could provide a short-term fillip to equities but we disagree on the way to play this, i.e., segments where valuations are attractive and operational efficiencies are not yet priced-in. ▪ Importantly, if Treasury yields rise significantly due to inflation or deficit concerns, valuations could be affected. ▪ We avoid mega caps but like value and quality. A move down in market cap remains an important conviction for us. 	<ul style="list-style-type: none"> ▪ In China, where we keep a neutral stance, we may see fiscal packages to support exporters if Trump goes all out on tariffs. ▪ For global EM equities, we focus on stories such as India that are relatively immune from this geopolitical competition. We like Indonesia due to structural trends, but have downgraded S. Korea to neutral. ▪ Brazil, Mexico are attractive but we monitor fiscal risks and any volatility from renegotiation of USMCA.*

US equity opportunities beyond mega caps



Source: Amundi Investment Institute, Bloomberg, 15 November 2024. *United States-Mexico-Canada Agreement.

AUTHORS

BARRY GLAVIN

HEAD OF EQUITY PLATFORM

YERLAN SYZDYKOV

GLOBAL HEAD OF EMERGING MARKETS

MARCO PIRONDINI

CIO OF US INVESTMENT MANAGEMENT

VIEWS

Amundi asset class views

In focus this month

- **Investors** assess the implications of the US elections across the board. As uncertainty on the speed and reach of Trump's policy remains, we believe that volatility will remain high, particularly in fixed income.
- **EU core duration:** We have downgraded EU core duration to neutral as we assess domestic politics.

Equity and global factors

Regions	Change vs M-1	--	-	=	+	++	Global Factors	Change vs M-1	--	-	=	+	++
US				◆			Growth				◆		
Europe					◆		Value					◆	
Japan					◆		Small caps	▲					◆
EM						◆	Quality	▼				◆	
China				◆			Low Volatility				◆		
EM ex China					◆		Momentum				◆		
India					◆		High Dividend				◆		

Fixed income & FX

Govies	Change vs M-1	--	-	=	+	++	Credit	Change vs M-1	--	-	=	+	++
US				◆			US IG				◆		
EU core	▼			◆			US HY		◆				
EU periph.				◆			EU IG					◆	
UK					◆		EU HY				◆		
Japan			◆										
EM Bonds	Change vs M-1	--	-	=	+	++	FX	Change vs M-1	--	-	=	+	++
China govt.				◆			USD	▲					◆
India govt.					◆		EUR	▼		◆			
EM HC					◆		GBP					◆	
EM LC				◆			JPY					◆	
EM corp.					◆		CNY	▼		◆			

Source: Summary of views expressed at the most recent global investment committee held on **20 November 2024**. Views relative to a EUR-based investor. Views range from double minus to double positive, = refers to a neutral stance. This material represents an assessment of the market at a specific time and is not intended to be a forecast of future events or a guarantee of future results. This information should not be relied upon by the reader as research, investment advice or a recommendation regarding any fund or any security in particular. This information is strictly for illustrative and educational purposes and is subject to change. This information does not represent the actual current, past or future asset allocation or portfolio of any Amundi product. FX table shows absolute FX views of the Global Investment Committee.

▼ Downgrade vs previous month
▲ Upgrade vs previous month

In an increasingly complex and changing world, investors have expressed a critical need to better understand their environment and the evolution of investment practices in order to define their asset allocation and help construct their portfolios. Situated at the heart of the global investment process, the Amundi Investment Institute's objective is to provide thought leadership, strengthen the advice, training and daily dialogue on these subjects across all assets for all its clients – distributors, institutions and corporates. The Amundi Investment Institute brings together Amundi's research, market strategy, investment insights and asset allocation advisory activities. Its aim is to project the views and investment recommendations of Amundi.

Visit us on:



Discover more of Amundi's insights at
www.amundi.com

The Artificial Intelligence revolution:
sector perspectives



Contributors

BERTINO Claudia, Head of Amundi Investment Insights & Publishing

FIOROT Laura, Head of Investment Insights & Client Division

CARULLA Poi, Investment Insights and Client Division Specialist

DHINGRA Ujjwal, Investment Insights and Client Division Specialist

NIALL Paula, Investment Insights and Client Division Specialist

PANELLI Francesca, Investment Insights and Client Division Specialist

Important Information

The issuer of this document is Amundi Hong Kong Limited. This document is not intended as an offer or solicitation with respect to the purchase or sale of securities, including shares or units of funds. All views expressed and/or reference to companies cannot be construed as a recommendation by Amundi. Opinions and estimates may be changed without notice. To the extent permitted by applicable law, rules, codes and guidelines, Amundi and its related entities accept no liability whatsoever whether direct or indirect that may arise from the use of information contained in this document. This document is for distribution solely to persons permitted to receive it and to persons in jurisdictions who may receive it without breaching applicable legal or regulatory requirements. This document and the mentioned website have not been reviewed by the Securities and Futures Commission in Hong Kong (the "SFC"). This document is prepared for information only and does not have any regard to the specific investment objectives, financial situation and the particular needs of any specific person who may receive this document. Any person considering an investment should seek independent advice on the suitability or otherwise of the particular investment. Investors should not only base on this document alone to make investment decisions. Investment involves risk. The past performance information of the market, manager and investments and any forecasts on the economy, stock market, bond market or the economic trends of the markets are not indicative of future performance. Investment returns not denominated in HKD or USD is exposed to exchange rate fluctuations. The value of an investment may go down or up. This document is not intended for citizens or residents of the United States of America or to any «U.S. Person», as this term is defined in SEC Regulation S under the U.S. Securities Act of 1933.

Discover more at www.amundi.com.hk